


Season of Creation – Planet Earth

Written and compiled by Michelle Cook



In 1968 US astronaut William Anders took a photo of the earth from space. It is called *Earthrise*. It was the first colour photo of the Earth taken from space. According to the BBC, the photo is credited with raising the profile of the global environmental movement and led to the creation of Earth Day in 1970.

How do we treat this blue marble located in a deep cosmos? We know that our earth is fragile, beset by the unthinking actions of humanity. How can our readings this week help us reflect on our relationship with God's creation and this planet.

The reading from Song of Solomon 2:8-13 is about two people taking delight in each other. It has also been interpreted by the church as being the delight that the Church and Christ take in each other. We could also read it as God and creation delighting in each other – and God asking us to also care for and delight in God's creation.

The readings from Mark 7:1-23 and James 1:17-27 help us focus on our actions as well as our words. We may say with our mouths that God's creation is good. We may say that God calls us to delight in creation. We may say that it is important to care for the planet and all who live here. But what do our actions say? Are we paying more attention to the outside – the appearance of caring for the earth – then the actions that show caring for the earth. As James writes, 'Be doers of the word and not merely hearers who deceive themselves.'

This resource contains

- Call to Worship: Planet Earth [Genesis 1:1-2:2]
- Creative Bible Engagement: Delight in the earth [Song of Solomon 2:8-13]
- Creative Prayer Engagement: Canticle of Daniel [Daniel 3:57-88, Catholic tradition]

Call to Worship – Planet Earth



What this is
Call to Worship



Where it is used
At the beginning of the service



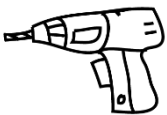
How long we need
5 minutes



Bible Focus/Theme
Season of Creation: Planet Earth, Genesis 1:1-2:2



Resource written and compiled by
Michelle Cook



Resources we need

- Photo of humanity - you could use a photo from your congregation or a photo from the internet like this <https://ofhsoupkitchen.org/wp-content/uploads/2020/10/10-Simple-Ways-To-Show-Your-Love-for-Humanity-1024x512-850x300.jpg>
- Pre-prepared people to read out the different parts of the Call to Worship

Introduction

This call to Worship can be used throughout this Season of Creation. The translation is the CEV.

Today, the focus is on Planet Earth. On this day I suggest you use different voices for the different parts of the reading. By hearing the parts of Genesis 1 read in different voices the congregation can hear the poetry and rhythm of the passage. Each colour is a different part. You could even have music playing behind it. Classical music suggestions include *Clair de Lune* by Debussy or Symphony No. 9 by Dvorak.

Invite the congregation to contemplate the *Earthrise* photo as the readers call them to worship with Genesis 1.

Bible Reading Genesis 1:1-2:2

In the beginning, God created the heavens and the earth. The earth didn't have any shape. And it was empty. There was darkness over the surface of the waters. At that time, the Spirit of God was hovering over the waters.

God said, "Let there be light." And there was light.

God saw that the light was good.

God separated the light from the darkness. God called the light "day." God called the darkness "night."

There was evening, and there was morning. It was day one.

God said, "Let there be a huge space between the waters. Let it separate water from water".

And that's exactly what happened.

God made the huge space between the waters. God separated the water under the space from the water above it. God called the huge space "sky."

There was evening, and there was morning. It was day two.

God said, "Let the water under the sky be gathered into one place. Let dry ground appear."

And that's exactly what happened.

God called the dry ground "land." God called all the water that was gathered together "seas."

And God saw that it was good.

Then God said, "Let the land produce plants. Let them produce their own seeds. And let there be trees on the land that grow fruit with seeds in it. Let each kind of plant or tree have its own kind of seeds."

And that's exactly what happened.

So the land produced plants. Each kind of plant had its own kind of seeds. And the land produced trees that grew fruit with seeds in it. Each kind of tree had its own kind of seeds.

God saw that it was good.

There was evening, and there was morning. It was day three.

God said, "Let there be lights in the huge space of the sky. Let them separate the day from the night. Let the lights set the times for the holy celebrations and the days and the years. Let them be lights in the huge space of the sky to give light on the earth."

And that's exactly what happened.

God made two great lights. God made the larger light to rule over the day and the smaller light to rule over the night. God also made the stars. God put the lights in the huge space of the sky to give light on the earth. God put them there to rule over the day and the night. God put them there to separate light from darkness.

God saw that it was good.

There was evening, and there was morning. It was day four.

God said, "Let the seas be filled with living things. Let birds fly above the earth across the huge space of the sky." So God created the great sea creatures. God created every kind of living thing that fills the seas and moves about in them. God created every kind of bird that flies.

And God saw that it was good.

God blessed them. He said, "Have little ones so that there will be many of you. Fill the water in the seas. Let there be more and more birds on the earth."

There was evening, and there was morning. It was day five.

God said, "Let the land produce every kind of living creature. Let there be livestock, and creatures that move along the ground, and wild animals."

And that's exactly what happened.

God made every kind of wild animal. God made every kind of livestock. God made every kind of creature that moves along the ground.

And God saw that it was good.

Then God said, "Let us make human beings so that they are like us. Let them rule over the fish in the seas and the birds in the sky. Let them rule over the livestock and all the wild animals. And let them rule over all the creatures that move along the ground."

So God created human beings in his own likeness.

God created them to be like Godself.

God created them as male and female.

God blessed them and said to them, "Have children so that there will be many of you. Fill the earth and bring it under your control. Rule over the fish in the seas and the birds in the sky. Rule over every living creature that moves along the ground."

Then God said, "I am giving you every plant on the face of the whole earth that produces its own seeds. I am giving you every tree that has fruit with seeds in it. All of them will be given to you for food. I am giving every green plant as food for all the land animals and for all the birds in the sky. I am also giving the plants to all the creatures that move along the ground. I am giving them to every living thing that breathes."

And that's exactly what happened.

God saw everything he had made. And it was very good.

There was evening, and there was morning. It was day six.

So the heavens and the earth and everything in them were completed.

By the seventh day God had finished the work God had been doing. So on that day God rested from all God's work.

God blessed the seventh day and made it holy. God blessed it because on that day God rested from all the work God had done.

Come let us sing for joy to the God of the whole earth...

Delight in the Earth



What this is
Creative Bible Engagement/Response



Where it is used
Following a bible reading or as part of an activity station




How long we need
7-10 minutes



Bible Focus/Theme
Song of Solomon 2:8-13



Resource written and compiled by
Michelle Cook and children's ministry class from Nungalinga College using
<https://www.friendsartlab.com/marbled-shaving-cream-earth-art/>



Resources we need

- Shaving cream – 1 bottle can make 20+ earths
- Food colouring – blue and green
- White paper plates
- Rulers or squeegees
- Shallow trays
- Thin bamboo skewers

Introduction

The reading from Song of Solomon asks us to delight in each other. One way to express delight is to create. This bible engagement is about delighting in the texture and colour

Touch to feel the light, airy, foamy texture. **Smell** when creating the art. **Sight** when watching the colours mix and blend. **Hearing** as the shaving cream squirts from the bottle.


It might be useful to have a couple of different places where people can make their shaving cream earth. That way the shaving cream will not go everywhere. Have four trays with shaving cream ready to go. Then get different people to drop in the colouring and others to swirl the colouring around. Then people can get their paper plates and put them in the shaving cream and use a ruler to swipe the excess off.

Instructions

Here are the instructions from the Friends' Art Lab website

- **Step 1:** Add a thin layer of shaving cream to a shallow tray (you can smooth it out with your hand if you want, too!)
- **Step 2:** Drop blue and green colouring on your shaving cream.
- **Step 3:** Use a thin stick to swirl around the colouring in the shaving cream.
- **Step 4:** Lay your paper plate on top of the marbled shaving cream, pressing in all parts of your plate.
- **Step 5:** Remove the paper plate and use a ruler to scrape the shaving cream off





Prayers For and With the Planet



What this is
Creative Prayer Engagement



Where it is used
Prayers of the People (or as part of a Call to Worship/Gathering time)



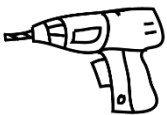
How long we need
5 minutes



Bible Focus/Theme
Prayers for the world, Daniel 3:57-88 (Catholic tradition)



Resource written and compiled by
Michelle Cook



Resources we need

- Sound system
- Projector screen
- Song: Canticle of Daniel – Don Stewart <https://youtu.be/rWzqPov0k3E>
(from NCYC 1999, video put together by Rob Hanks)

Introduction

It is easy during our prayers to forget the whole earth cries out to God. This song invites us to include the whole creation in our prayers. The song based on Daniel 3:57-88* and covers similar themes to Psalms 136 and 148.

Invite the congregation to use this song as their prayers with and for the world.

* In your bible you might notice that Daniel Chapter 3 finishes at verse 30. The canticle of Daniel was taken out of the Protestant bible during the time of the Reformation as scholars noted it was not found in early Hebrew and Aramaic texts and only in the Greek and Latin. It is still in the Catholic version of the bible.

Season of Creation: Humanity

Written and compiled by Michelle Cook



How do we honour each other? The Scriptures are full of stories of people seeking honour, like the disciples asking Jesus if they could sit beside him when he comes to power, or Solomon seeking and enjoying the honour of being the King of Israel. Usually, this honour comes at the expense of others. People grasp for honour by dishonouring others.

The theme for this week will be how humanity is to serve God through serving each other and the whole creation. We read Proverbs 22:1-2, 8-9, 22-23 where the writer reminds us that to serve God is greater than riches, and that honour comes from God alone.

In James 2:1-17 we are reminded to honour everyone, not just those who are rich or can offer power and wealth to us. And we have the famous saying from James 'Faith without works is dead'.

The stories from Mark 7:24-37 emphasise this focus on those at the edges of society. The Syrophenian woman requests support from the Jewish Rabbi. At first, he questions her, but then sees her faith and heals her daughter. And then in the Greek Decapolis area Jesus heals a deaf man with problems with his speech, saying 'Ephatha'. The 'epthatha' is what we use when we baptise people – when we touch their ears and their mouth saying 'May God open your ears to hear God's voice, and your mouth to proclaim God's praise'.

This resource contains

- Call to Worship: Planet Earth [Genesis 1:1-2:2]
- Creative Bible engagement: The Syrophenian woman [Mark 7:24-30]
- Interactive Prayer Engagement: Hand Prayers for the World [James 2:1-17]
- Interactive Prayer Engagement: Word of Mission [Mark 7:31-37]

Call to Worship – Humanity



What this is
Call to Worship



Where it is used
At the beginning of the service



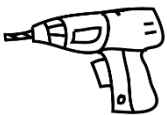
How long we need
5 minutes



Bible Focus/Theme
Season of Creation: Humanity, Genesis 1:1-2:2



Resource written and compiled by
Michelle Cook



Resources we need

- Photo of humanity - you could use a photo from your congregation or a photo from the internet like this <https://ofhsoupkitchen.org/wp-content/uploads/2020/10/10-Simple-Ways-To-Show-Your-Love-for-Humanity-1024x512-850x300.jpg>
- People to read out the different parts of the call to worship

Introduction

This call to worship can be used throughout this season of creation. The translation is the CEV. Today, the focus is on Humanity. On this day I suggest you use different voices for the different parts of the reading. By hearing the parts of Genesis 1 read in different voices the congregation can hear the poetry and rhythm of the passage. Each colour is a different part.

This time have everyone read the BLUE PART – And God saw that it was good.

Have the photo of humanity projected on the screen and invite people to listen and say “And God saw that it was good”

You could then sing “All Creatures of our God and King” TIS 100. There are some great contemporary interpretations of this song on youtube.

Call to Worship Genesis 1:1-2:2

In the beginning, God created the heavens and the earth. The earth didn't have any shape. And it was empty. There was darkness over the surface of the waters. At that time, the Spirit of God was hovering over the waters.

God said, "Let there be light." And there was light.

God saw that the light was good.

God separated the light from the darkness. God called the light "day." God called the darkness "night."

There was evening, and there was morning. It was day one.

God said, "Let there be a huge space between the waters. Let it separate water from water".

And that's exactly what happened.

God made the huge space between the waters. God separated the water under the space from the water above it. God called the huge space "sky."

There was evening, and there was morning. It was day two.

God said, "Let the water under the sky be gathered into one place. Let dry ground appear."

And that's exactly what happened.

God called the dry ground "land." God called all the water that was gathered together "seas."

And God saw that it was good.

Then God said, "Let the land produce plants. Let them produce their own seeds. And let there be trees on the land that grow fruit with seeds in it. Let each kind of plant or tree have its own kind of seeds."

And that's exactly what happened.

So the land produced plants. Each kind of plant had its own kind of seeds. And the land produced trees that grew fruit with seeds in it. Each kind of tree had its own kind of seeds.

God saw that it was good.

There was evening, and there was morning. It was day three.

God said, "Let there be lights in the huge space of the sky. Let them separate the day from the night. Let the lights set the times for the holy celebrations and the days and the years. Let them be lights in the huge space of the sky to give light on the earth."

And that's exactly what happened.

God made two great lights. God made the larger light to rule over the day and the smaller light to rule over the night. God also made the stars. God put the lights in the huge space of the sky to give light on the earth. God put them there to rule over the day and the night. God put them there to separate light from darkness.

God saw that it was good.

There was evening, and there was morning. It was day four.

God said, "Let the seas be filled with living things. Let birds fly above the earth across the huge space of the sky." So God created the great sea creatures. God created every kind of living thing that fills the seas and moves about in them. God created every kind of bird that flies.

And God saw that it was good.

God blessed them. He said, "Have little ones so that there will be many of you. Fill the water in the seas. Let there be more and more birds on the earth."

There was evening, and there was morning. It was day five.

God said, "Let the land produce every kind of living creature. Let there be livestock, and creatures that move along the ground, and wild animals."

And that's exactly what happened.

God made every kind of wild animal. God made every kind of livestock. God made every kind of creature that moves along the ground.

And God saw that it was good.

Then God said, "Let us make human beings so that they are like us. Let them rule over the fish in the seas and the birds in the sky. Let them rule over the livestock and all the wild animals. And let them rule over all the creatures that move along the ground."

So God created human beings in his own likeness.

God created them to be like Godself.

God created them as male and female.

God blessed them and said to them, "Have children so that there will be many of you. Fill the earth and bring it under your control. Rule over the fish in the seas and the birds in the sky. Rule over every living creature that moves along the ground."

Then God said, "I am giving you every plant on the face of the whole earth that produces its own seeds. I am giving you every tree that has fruit with seeds in it. All of them will be given to you for food. I am giving every green plant as food for all the land animals and for all the birds in the sky. I am also giving the plants to all the creatures that move along the ground. I am giving them to every living thing that breathes."

And that's exactly what happened.

God saw everything he had made. And it was very good.

There was evening, and there was morning. It was day six.

So the heavens and the earth and everything in them were completed.

By the seventh day God had finished the work God had been doing. So on that day God rested from all God's work.

God blessed the seventh day and made it holy. God blessed it because on that day God rested from all the work God had done.

Come let us sing for joy to the God of the whole earth...

The Syrophoenician Woman



What this is
Creative Bible Engagement



Where it is used
Bible reading



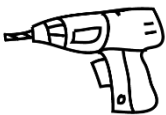
How long we need
5 minutes



Bible Focus/Theme
Mark 7:24-30



Resource written and compiled by
Michelle Cook



Resources we need

- Red cloth for the Syrophoenician woman and her daughter to wear as head covering
- A different colour cloth for Jesus to wear for head covering
- Someone to play Jesus
- Someone to be the Syrophoenician woman
- Someone to be her daughter and a bed for her to lie on
- Someone to be the narrator
- Some toy dogs for Jesus to point at

Introduction

For this bible engagement it is important to have a good narrator. The narrator will read out the story slowly. The people who are playing the roles have to listen carefully and mime what is being spoken. You can do this different ways. You can organise the people beforehand and get them to practice OR you can choose people on the day.

Using the CEV reading, some extra words have been added to help those miming out the story.

Bible Reading Mark 7:24-30

Jesus left and went to the region near the town of Tyre, where he stayed in someone's home. He did not want people to know he was there, but they found out anyway.

A woman whose daughter had an evil spirit in her heard where Jesus was. *[She ran to the place]* And at once she came and knelt down at his feet. The woman was Greek and had been born in the part of Syria known as Phoenicia.

She begged Jesus to force the demon out of her daughter.

But Jesus said, "The children must first be fed! It isn't right to take away their food and feed it to dogs."

The woman replied, "Lord, even puppies eat the crumbs that children drop from the table."

Jesus answered, "That's true! You may go now. The demon has left your daughter."

[The Woman ran home] - when she got back home, she found her child lying on the bed. The demon had gone.

Hand Prayers



What this is
Interactive Prayer Engagement



Where it is used
Prayers of the People



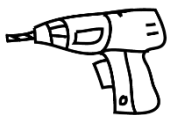
How long we need
7-10 minutes



Bible Focus/Theme
Serving each other and the world developing the theme of 'Faith without works is dead' from James 2:1-17.



Resource written and compiled by
Michelle Cook, Children's ministry class at Nungalinga College and
<http://busyhandsart.blogspot.com/2010/04/earthy-hand-print-wreath.html>



Resources we need

- Blue and green paper
- Pens
- Paper plates
- Scissors
- Glue

Introduction

For the Prayers of the People, you could use the Canticle of Daniel again, from last week. You could also do this interactive prayer. Here everyone gets to trace and cut out their hands from blue or green paper*. On their hands they can write how they are going to serve each other and serve the creation in the coming week. They can then stick or staple their hands onto a paper plate to make a wreath. Alternatively, the hands can be stapled together or threaded on to string.

People can keep their own creation to take home as a reminder of what they have prayed for or all the wreaths can be combined together as an expression of communal prayer.

*If you are concerned about time, you could have blue and green hands already cut out to give to people to write their prayers on.

Detailed instructions are below.

Instructions

This idea is taken from <http://busyhandsart.blogspot.com/2010/04/earthy-hand-print-wreath.html>

Step 1: Hand out green or blue card to people

Step 2: invite them to trace around their hand and cut out the traced hand

Step 3: Invite them to write how they want to serve the world and each other this week

Step 4: Have paper plates with the inside section cut out ready for people to stick their paper hands on OR have ribbon or string for people to attach their paper hands to.



Word of Mission



What this is
Interactive Prayer



Where it is used
At the end of the service, a prayer to send us out into the world



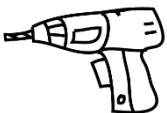
How long we need
3 minutes



Bible Focus/Theme
Mark 7:31-37



Resource written and compiled by
Michelle Cook



Resources we need

- Water in the Baptism bowl or glass bowl
- Small branch to shake water over people

Introduction

In the stories of the gospels, we hear again and again that those who are seen as deaf or blind or mute are the ones that truly understand who Jesus is. Those who can hear and see and speak often do not understand Jesus or his stories. The story of the man from the Decapolis is used in Baptism services through the 'Ephthatha'. The person doing the baptism touches those to be baptised on their ears and their mouths saying 'May God open your ears to hear God's voice and your mouth to shout God's praise'. To end the service today we will do two things

1. We will ask everyone to touch their ears and to touch their mouths as the leader says 'May God open our ears to hear God's voice and our mouths to shout God's praise'.
2. And then the leader or other person (I sometimes get the kids to do this part) will dip the small branch into the water and shake water over the whole congregation saying 'Remember your baptism and give thanks to the God who loves you'

Say & Do

Leader:

As we finish our worship together today we are going to remind ourselves of God's promises to us. We will use a prayer we use in baptismal services that come from the story of the man from the Decapolis we heard earlier.

I invite you to touch your own ears and then to touch your own mouth as I say 'May God open our ears to hear God's voice and our mouths to shout God's praise'.

(The Leader shows the actions)

Leader:

May God open our ears to hear God's voice and our mouths to shout God's praise'.

Leader:

(Taking the small branch and dipping it in the baptism bowl)

And now I remind you all of God's promise in baptism

'Remember your baptism and give thanks to the God who loves you'

(While this is being said the leader or those appointed shake water over the congregation).

Season of Creation: Sky

Written and compiled by Michelle Cook



Sitting under the stars in remote communities is a privilege. We can see the beauty of the cosmos, the wonder of the stars. In Milinjimbi, an island off the coast of North-East Arnhem Land, there is little light pollution. We can look up and see the moon in all its phases, the stars as they go across the sky and, occasionally, the lights of planes and satellites. At Easter time we do a four-day drama of Jesus' death and resurrection. On the Saturday night we sleep at the beach and wait for Jesus to appear on Sunday morning. As the sun rises, Jesus comes.

In Psalm 19, the psalm for today, we are reminded that the heavens tell the glory of God. When we look up we see beyond what is in front of us. Instead we see the great expanse of sky, of cloud, of stars. The Psalmist compares the wonder of the heavens to the law of LORD; perfect and enlightening.

In the gospel we read a passage that is familiar to many. Jesus asks his disciples, 'Who do you say that I am?'. It is in Jesus' teaching after the disciples' answer that we find the wonder of God humbled to suffering and redeemed in resurrection. What is our answer to Jesus? It may be good at this point to connect people with the darkness that spread over the land for 3 hours when Jesus was crucified. The sky, too, was in mourning. At the moment of Jesus' death the curtain in the temple was ripped in two. This meant that all, not just the priest, could see the holy of holies. All now had access to the wonder of God.

This resource contains

- Call to Worship: Season of Creation - Sky [Genesis 1:1-2:2]
- Creative Bible Engagement: The Heavens Declare...[Psalm 19]
- Creative Bible Engagement: Who Do You Say I Am? – Nungalinya images {Mark 8:27-38}

Call to Worship – Sky



What this is
Call to Worship



Where it is used
At the beginning of the service



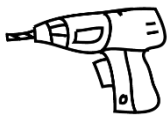
How long we need
5 minutes



Bible Focus/Theme
Season of Creation: Sky, Genesis 1:1-2:2



Resource written and compiled by
Michelle Cook



Resources we need

- Photos of a night sky or any kind of sky (you could use a photo of your own or a photo from the internet)
- People to read out the different parts of the call to worship

Introduction

This call to worship can be used throughout this season of creation. The translation is the CEV. Today, the focus is on the Sky. On this day I suggest you use different voices for the different parts of the reading. By hearing the parts of Genesis 1 read in different voices the congregation can hear the poetry and rhythm of the passage. Each colour is a different part.

Have the men read out the colour Blue – And God saw that it was good

And the women read out the Teal – And that's exactly what happened

You could then sing this recommendation from Natalie Sims from Singing the Lectionary.

Online Resource / AoVK-50 / ATW 430 / NCYC'99 Come let us praise our God / A voice is heard (Trisha Watts) Excellent and energetic. [Lyrics](#). [Sound sample](#).

Bible Reading Genesis 1:1-2:2

In the beginning, God created the heavens and the earth. The earth didn't have any shape. And it was empty. There was darkness over the surface of the waves. At that time, the Spirit of God was hovering over the waters.

God said, "Let there be light." And there was light.

God saw that the light was good.

God separated the light from the darkness. God called the light "day." God called the darkness "night."

There was evening, and there was morning. It was day one.

God said, "Let there be a huge space between the waters. Let it separate water from water".

And that's exactly what happened.

God made the huge space between the waters. God separated the water under the space from the water above it. God called the huge space "sky."

There was evening, and there was morning. It was day two.

God said, "Let the water under the sky be gathered into one place. Let dry ground appear."

And that's exactly what happened.

God called the dry ground "land." God called all the water that was gathered together "seas."

And God saw that it was good.

Then God said, "Let the land produce plants. Let them produce their own seeds. And let there be trees on the land that grow fruit with seeds in it. Let each kind of plant or tree have its own kind of seeds."

And that's exactly what happened.

So the land produced plants. Each kind of plant had its own kind of seeds. And the land produced trees that grew fruit with seeds in it. Each kind of tree had its own kind of seeds.

God saw that it was good.

There was evening, and there was morning. It was day three.

God said, "Let there be lights in the huge space of the sky. Let them separate the day from the night. Let the lights set the times for the holy celebrations and the days and the years. Let them be lights in the huge space of the sky to give light on the earth."

And that's exactly what happened.

God made two great lights. God made the larger light to rule over the day and the smaller light to rule over the night. God also made the stars. God put the lights in the huge space of the sky to give light on the earth. God put them there to rule over the day and the night. God put them there to separate light from darkness.

God saw that it was good.

There was evening, and there was morning. It was day four.

God said, "Let the seas be filled with living things. Let birds fly above the earth across the huge space of the sky." So God created the great sea creatures. God created every kind of living thing that fills the seas and moves about in them. God created every kind of bird that flies.

And God saw that it was good.

God blessed them. He said, "Have little ones so that there will be many of you. Fill the water in the seas. Let there be more and more birds on the earth."

There was evening, and there was morning. It was day five.

God said, "Let the land produce every kind of living creature. Let there be livestock, and creatures that move along the ground, and wild animals."

And that's exactly what happened.

God made every kind of wild animal. God made every kind of livestock. God made every kind of creature that moves along the ground.

And God saw that it was good.

Then God said, "Let us make human beings so that they are like us. Let them rule over the fish in the seas and the birds in the sky. Let them rule over the livestock and all the wild animals. And let them rule over all the creatures that move along the ground."

So God created human beings in his own likeness.

God created them to be like Godself.

God created them as male and female.

God blessed them and said to them, "Have children so that there will be many of you. Fill the earth and bring it under your control. Rule over the fish in the seas and the birds in the sky. Rule over every living creature that moves along the ground."

Then God said, "I am giving you every plant on the face of the whole earth that produces its own seeds. I am giving you every tree that has fruit with seeds in it. All of them will be given to you for food. I am giving every green plant as food for all the land animals and for all the birds in the sky. I am also giving the plants to all the creatures that move along the ground. I am giving them to every living thing that breathes."

And that's exactly what happened.

God saw everything he had made. And it was very good.

There was evening, and there was morning. It was day six.

So the heavens and the earth and everything in them were completed.

By the seventh day God had finished the work God had been doing. So on that day God rested from all God's work.

God blessed the seventh day and made it holy. God blessed it because on that day God rested from all the work God had done.

Come let us sing for joy to the God of the whole earth...

The Heavens Declare...



What this is
Creative Bible Engagement



Where it is used
Bible Reading, Early Word



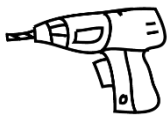
How long we need
7-10 mins



Bible Focus/Theme
Psalm 19, "The heavens"



Resource written and compiled by
Creative response by Michelle Cook and Children's Ministry class at Nungalingya College, Creative Bible reading by Chris Barnett



Resources we need

- Cardboard cut outs of star, moon and sun
- Moon template <https://www.firstpalette.com/pdf/moon-large.pdf>
<https://www.firstpalette.com/pdf/moon.pdf>
- Stars template <https://www.firstpalette.com/pdf/star-2inch.pdf>
- Sun template <https://www.firstpalette.com/pdf/sun-coloring-large2.pdf>
- Aluminium foil or silver paint
- Gold coloured foil wrapping paper
- Whole punch
- Glue or sticky tape
- Piece of black or very dark blue fabric – about 1.5m x 2m
- Ribbon or fishing line
- Safety pins

Introduction

This resource offers two ideas that can be combined together or used individually. The first focuses on a creative way of introducing a reading of Psalm 19 and the second on responding to a reading of Psalm 19.

Say & Do: Interactive Bible Reading Psalm 19:1-6 (NIV)

In Psalm 19 the writer uses interesting imagery to describe the sky (“the heavens”). I wonder what imaginative language we might use?

Encourage your group to cluster as “teams” of 3-4 people. Say that you have prepared two different sentences for them to complete. Their challenge is to complete each sentence using no more than 10 words each time. They will have one minute each time to come up with their sentence.

Sentence 1 “The heavens declare the glory of God; the skies...” [Say and display appropriately]

On “Go”, encourage each team to engage together. After approximately a minute (depending how the groups are going) say “Stop”, and then gather responses from three or four groups – repeating (as a whole gathering) each time ““The heavens declare the glory of God; the skies...””.

Repeat the process for...

Sentence 2 “In the heavens God has pitched a tent for the sun. The sun is like a...rising at one end of the heavens and making its circuit to the other”. [Say and display]

Congratulate the group as a whole, saying something like “Wow! You’ve all done a great job! Let’s listen now for the images the writer uses in Psalm 19...”

[Have someone prepared to read Psalm 19:1-6]

Say & Do: Creative Response Psalm 19:1-6 (NIV)

In response to today’s Psalm we are going to decorate a piece of fabric to be the heavens

- by taking one of these (pre-prepared) stars, suns or moons and wrapping it or decorate it with silver foil or gold wrapping...
- punching a hole through the top and then attaching ribbon or fishing line to the star/sun/moon
- tying the fishing line or ribbon to a safety pin and pin to the fabric.

[Demonstrate as you describe the above]

To display the fabric with all of the pinned stars, suns and moons you can display vertically on the wall OR horizontally below the ceiling. It looks quite spectacular as a ceiling.

While people are covering their parts of the heavens ask them to share a story with those around them of looking at the sky and what it meant to them. This might be, for example, sitting in a plane and looking at the clouds, or camping with family and looking at the stars.

If time allows, invite a few people to share their story with the whole group.

Conclude this time with a suitable prayer.

Bible Engagement Mark 8



What this is
Bible Engagement



Where it is used
Bible Reflection



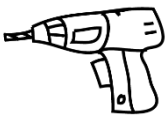
How long we need
15 mins



Bible Focus/Theme
Who do you say that I am?



Resource written and compiled by
Michelle Cook



Resources we need

- Pictures of Sky Breaking in half at Jesus' Death
- Sky breaking into song at Jesus Baptism
- Mary at the Tomb

Instructions

On the Nungalinya webpage there are artworks that help us connect who Jesus is with the creation of the whole universe.

Use these pictures to help people reflect on who Jesus is for them. You can project these pictures on the screen. Please see accompanying artwork release form. It would be great if you could make a donation to Nungalinya for the use of these works in your worship.

The disciples did not accept the story of suffering that Jesus told them. What is our response to the question 'Who do you say that I am?'

Recommended pictures

1. The sky breaking at Jesus' Baptism

Carmellina Marshall © 2021 Used with Permission.

2. The sky split in two at Jesus's death

Jesus dies on the cross - <https://www.nungalinya.edu.au/calvary-web>

Crucifixion by Frances Rrikili Garrawurra - <https://www.nungalinya.edu.au/calvary-web>

3. Mary at the Tomb

He called her name Sharita Nundhirribala <https://www.nungalinya.edu.au/the-tomb-web>

The photos of the paintings are in separate files along with the artwork release form.

If you would like to know more about the artists please go to the website links above.



Artwork Release Form



Title: **The Baptism of Jesus**


By Carmelina Marshall 2021

Amoonguna



Title: **The Way of the Cross**

By 2022 Art Class



Title: **Crucifixion**

By Frances Rrikili Garrawurra 2022

Ramingining



Nungalinya College

Empowering Indigenous Christians

Nungalinya College Indigenous Corporation
ICN: 8329 | ABN: 70 730 187 216

PO Box 40371 Casuarina NT 0811 Australia
Phone: (+618) 8920 7500

Website: www.nungalinya.edu.au
Email: info@nungalinya.edu.au



Title: **He Called her Name**

By Sharita Nundhirribala 2022

Numbulwar

Nungalinya College, on behalf of the artists above grant permission to

INTERGEN Season of Creation 2024

Licence to use the above artworks solely for non-commercial purposes for use in worship during the Season of Creation, September 2024.

Attribution will be given to the artist

The licence automatically terminates upon the conclusion of the Season of Creation, September 2024.

Representative of Nungalinya College

Michelle Cook, on the 22 July 2024.

Representative of Intergen 2024

Dated 31/07/24

Season of Creation: Mountains

Written and compiled by Michelle Cook



Mountains are important places in the world of the Bible. Noah's ark lodges on a mountain. From there Noah sends out the birds to decide when to leave the great ship. God gives the law to Moses on a mountain. Jerusalem is called Mount Zion. Jesus delivered one of his most famous sermons on a mountain; it is even called the Sermon on the Mount. The transfiguration of Jesus happens in a high place and Jesus is betrayed in the garden of the Mount of Olives. We also usually see depictions of Jesus' crucifixion as being in a high place; a place where all could see. The book of Revelation tells us of paradise in the new mount Zion.

None of the Bible readings set for today really talk to us of mountains. Instead they focus on the ideal – the way of life we should be striving for. The reading from Proverbs 31:10-31 gives a list of the characteristics of an ideal wife – more precious than rubies. Psalm 1 tells us to meditate on God's law day and night. It is only then that we will be able to be strong, being fed by God's streams of water.

In James 3:13-4-8a the writer chastises us about our bitter hearts. The letter reminds us that wisdom from above gives good fruit and, therefore, draw near to God. And, lastly, the gospel, Mark 9:30-37 tells us to stop striving to be first, and instead by servants.

We can have amazing mountain top experiences that say to us – all of this is possible, I can live the ideal that God has called me to. Yet, most of our lives are lived on the plains. So come journey through the high calling God has on all our lives.

This resource contains

- Call to Worship: Season of Creation – Mountains [Genesis 1:1-2:2]
- Creative Bible Engagement: A Rocky Mountain Reading [your choice from the suggested texts*]
- Interactive Prayer: Rocky Prayers for a Rocky World [your choice from the suggested texts*]

* =Suggested texts Psalm 1, Proverbs 31:10-31, James 3:13-4:3, 7-8a, Mark 9:30-37

Call to Worship – Mountains



What this is
Call to worship



Where it is used
At the beginning of the service




How long we need
5 minutes



Bible Focus/Theme
Season of Creation: Mountains, Genesis 1:1-2:2



Resource written and compiled by
Michelle Cook



Resources we need

- Photos of mountains. Use local mountains, hills if you can. Try to use the original inhabitants of the lands' names for these landmarks. For example, Uluru, Mt Coot-tha (in Brisbane), kunanyi (Mt Wellington, Hobart).
- People to read out the different parts of the call to worship

Introduction

This call to worship can be used throughout this season of creation. The translation is the CEV. Today, the focus is on the formation of the land. On this day I suggest you use different voices for the different parts of the reading. By hearing the parts of Genesis 1 read in different voices the congregation can hear the poetry and rhythm of the passage. Each colour is a different part.

Have the photo of the different mountains you have found projected on the screen.

This time have all the congregation read out the parts in light green (or come up with some other creative combinations depending on your context eg. based on mountains people have visited).

You could then sing 'Gather us in' by Marty Hagen, 'Did you feel the mountains tremble' by Martin Smith or "Shout to the Lord" by Darlene Zschech.

Call to Worship Genesis 1:1-2:2

In the beginning, God created the heavens and the earth. The earth didn't have any shape. And it was empty. There was darkness over the surface of the waters. At that time, the Spirit of God was hovering over the waters.

God said, "Let there be light." And there was light.

God saw that the light was good.

God separated the light from the darkness. God called the light "day." God called the darkness "night."

There was evening, and there was morning. It was day one.

God said, "Let there be a huge space between the waters. Let it separate water from water".

And that's exactly what happened.

God made the huge space between the waters. God separated the water under the space from the water above it. God called the huge space "sky."

There was evening, and there was morning. It was day two.

God said, "Let the water under the sky be gathered into one place. Let dry ground appear."

And that's exactly what happened.

God called the dry ground "land." God called all the water that was gathered together "seas."

And God saw that it was good.

Then God said, "Let the land produce plants. Let them produce their own seeds. And let there be trees on the land that grow fruit with seeds in it. Let each kind of plant or tree have its own kind of seeds."

And that's exactly what happened.

So the land produced plants. Each kind of plant had its own kind of seeds. And the land produced trees that grew fruit with seeds in it. Each kind of tree had its own kind of seeds.

God saw that it was good.

There was evening, and there was morning. It was day three.

God said, "Let there be lights in the huge space of the sky. Let them separate the day from the night. Let the lights set the times for the holy celebrations and the days and the years. Let them be lights in the huge space of the sky to give light on the earth."

And that's exactly what happened.

God made two great lights. God made the larger light to rule over the day and the smaller light to rule over the night. God also made the stars. God put the lights in the huge space of the sky to give light on the earth. God put them there to rule over the day and the night. God put them there to separate light from darkness.

God saw that it was good.

There was evening, and there was morning. It was day four.

God said, "Let the seas be filled with living things. Let birds fly above the earth across the huge space of the sky." So God created the great sea creatures. God created every kind of living thing that fills the seas and moves about in them. God created every kind of bird that flies.

And God saw that it was good.

God blessed them. He said, "Have little ones so that there will be many of you. Fill the water in the seas. Let there be more and more birds on the earth."

There was evening, and there was morning. It was day five.

God said, "Let the land produce every kind of living creature. Let there be livestock, and creatures that move along the ground, and wild animals."

And that's exactly what happened.

God made every kind of wild animal. God made every kind of livestock. God made every kind of creature that moves along the ground.

And God saw that it was good.

Then God said, "Let us make human beings so that they are like us. Let them rule over the fish in the seas and the birds in the sky. Let them rule over the livestock and all the wild animals. And let them rule over all the creatures that move along the ground."

So God created human beings in his own likeness.

God created them to be like Godself.

God created them as male and female.

God blessed them and said to them, "Have children so that there will be many of you. Fill the earth and bring it under your control. Rule over the fish in the seas and the birds in the sky. Rule over every living creature that moves along the ground."

Then God said, "I am giving you every plant on the face of the whole earth that produces its own seeds. I am giving you every tree that has fruit with seeds in it. All of them will be given to you for food. I am giving every green plant as food for all the land animals and for all the birds in the sky. I am also giving the plants to all the creatures that move along the ground. I am giving them to every living thing that breathes."

And that's exactly what happened.

God saw everything he had made. And it was very good.

There was evening, and there was morning. It was day six.

So the heavens and the earth and everything in them were completed.

By the seventh day God had finished the work God had been doing. So on that day God rested from all God's work.

God blessed the seventh day and made it holy. God blessed it because on that day God rested from all the work God had done.

Come let us sing for joy to the God of the whole earth...

A Rocky Mountain Reading



What this is
Creative Bible Engagement



Where it is used
Early Word, Bible reading/response, Sermon introduction



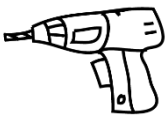
How long we need
7-10 minutes



Bible Focus/Theme
Psalm 1, Proverbs 31:10-31, James 3:13-4:3, 7-8a, Mark 9:30-37



Resource written and compiled by
Michelle Cook



Resources we need

- Copies of the readings
- Rocks that people can write on
- Pens that can write on rocks – permanent markers are best or paint pens

Instructions

Invite the congregation to divide into groups of 4-5 people and assign one bible reading for each group (using as many or as few of the set readings for the day as you deem appropriate).

Have a pile of rocks and markers ready for each group. Encourage everyone to take a rock.

Ask for someone in each group to slowly read the bible reading the group has been assigned.

After the passage has been read through, ask each person in the group to write down words or draw images that came to them as they listened. Re-read the passage as people write or draw.

Encourage those that are comfortable to do so, to share their word or image.

Appropriate to your context, facilitate a process where all the rocks can be brought to the front of your space to create a “mountain” of written words and wonderings for each passage read.

This way of reflecting on the bible readings allow people to listen and respond without being told how they should respond.

Rocky Prayers for a Rocky World



What this is
Prayers of the People



Where it is used
After the sermon



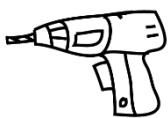
How long we need
7-10 minutes



Bible Focus/Theme
Psalm 1, Proverbs 31:10-31, James 3:13-4:3, 7-8a, Mark 9:30-37



Resource written and compiled by
Michelle Cook



Resources we need

- Rocks that people can write on
- Pens that can write on rocks – permanent markers are best or paint pens

Instructions

Set up four (or more or less, depending on your context) themed prayer-stations with-in your space that focus on different areas of need, perhaps even areas of need prompted by the bible readings used earlier in your service. Invite people to collect a rock as they quietly engage with as many or as few of the stations as they wish.

Have pens available and, after allowing sufficient time, invite people to write a word prayer or image prayer on their rock. Encourage people to bring their rock prayer to the front of the worship area, or other delegated space, and contribute to the building of a stone cairn.

Alternatively, people could simply take a stone/rock, spend some time in silence praying for the world and then come forward to contribute to the cairn.

If you used the suggested Creative Bible Engagement idea for today, you might like to lead some wondering/reflecting together around any connections between the bible reading cairns (and the words/images included there) and the prayer cairn words/images.

Season of Creation: Animals

Written and compiled by Michelle Cook



The theme for this week of the season of creation is animals. Again there is no direct link to animals in the lectionary. In this group of resources activities have been provided to help the congregation focus on animals during the Prayers of the People.

The other resources are focused on James 5:13-20 and Mark 9:38-50.

The reading from Mark 9 is a collection of sayings that give instructions to the followers of Jesus on how to behave. They are to celebrate those who work for good in Jesus' name. Then Jesus warns his disciples about putting stumbling blocks in front of those who want to follow him. The question for us is 'What stumbling blocks do we put in front of people?' and 'How do we discern between stumbling blocks and expectations?' Then we hear about salt losing its saltiness. When we lose the reason why we exist as communities of faith, why do we exist at all?

In the reading from James, we are encouraged to pray and rejoice, even in suffering. And the example of Elijah's prayer is given to help us persevere in prayer. The question that we ask ourselves may be 'Why are my persevering prayers not answered?' Most of us would have had experiences of praying for healing of a loved one and not have that healing prayer answered. What do we do in these circumstances? This is one of those passages that it is good to talk about in further bible studies.

This resource contains

- Call to Worship: Season of Creation – Animals [Genesis 1:1-2:2]
- Interactive Prayer: Ribbon Prayer (Prayers of Thanksgiving & Confession) [James 5:13-20]
- Creative Bible Engagement: Being Salty (in a good way)! [Mark 9:50]
- Creative Bible Response: Raised Salt Painting [Mark 9:38-50]
- Interactive Prayer: Animal Prayers (Prayers of the People) [Genesis 1:1-2:2]

Call to Worship – Animals



What this is
Call to Worship



Where it is used
At the beginning of the service



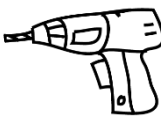
How long we need
5 minutes



Bible Focus/Theme
Season of Creation: Animals, Genesis 1:1-2:2



Resource written and compiled by
Michelle Cook



Resources we need
Photos of animals. You might want to focus on animals in your area that are endangered. See these websites...

- <https://www.iucnredlist.org>
<https://www.natureaustralia.org.au/what-we-do/our-priorities/wildlife/wildlife-stories/australias-endangered-animals/>
<https://www.dceew.gov.au/environment/biodiversity/threatened/publications/threatened-species-and-ecological-communities-australia>
<https://www.natureaustralia.org.au/get-involved/take-action/wildlife-friendly-garden/>
- People to read out the different parts of the call to worship

Introduction

This call to worship has been used throughout this season of creation, based on the CEV. Today, the focus is on the animals. On this day I suggest you use different voices for the different parts of the reading, maybe dividing your community into “endangered animal” sections – with each “animal” group allocated a different colour to read.

Have photos of the different endangered animals you have found projected on a screen.

You could conclude by singing ‘Did you ever see a kookaburra laugh?’, “All creatures of our God and King” or any of the other songs suggested in the calls to worship over the past 5 weeks.

Call to Worship Genesis 1:1-2:2

In the beginning, God created the heavens and the earth. The earth didn't have any shape. And it was empty. There was darkness over the surface of the waters. At that time, the Spirit of God was hovering over the waters.

God said, "Let there be light." And there was light.

God saw that the light was good.

God separated the light from the darkness. God called the light "day." God called the darkness "night."

There was evening, and there was morning. It was day one.

God said, "Let there be a huge space between the waters. Let it separate water from water".

And that's exactly what happened.

God made the huge space between the waters. God separated the water under the space from the water above it. God called the huge space "sky."

There was evening, and there was morning. It was day two.

God said, "Let the water under the sky be gathered into one place. Let dry ground appear."

And that's exactly what happened.

God called the dry ground "land." God called all the water that was gathered together "seas."

And God saw that it was good.

Then God said, "Let the land produce plants. Let them produce their own seeds. And let there be trees on the land that grow fruit with seeds in it. Let each kind of plant or tree have its own kind of seeds."

And that's exactly what happened.

So the land produced plants. Each kind of plant had its own kind of seeds. And the land produced trees that grew fruit with seeds in it. Each kind of tree had its own kind of seeds.

God saw that it was good.

There was evening, and there was morning. It was day three.

God said, "Let there be lights in the huge space of the sky. Let them separate the day from the night. Let the lights set the times for the holy celebrations and the days and the years. Let them be lights in the huge space of the sky to give light on the earth."

And that's exactly what happened.

God made two great lights. God made the larger light to rule over the day and the smaller light to rule over the night. God also made the stars. God put the lights in the huge space of the sky to give light on the earth. God put them there to rule over the day and the night. God put them there to separate light from darkness.

God saw that it was good.

There was evening, and there was morning. It was day four.

God said, "Let the seas be filled with living things. Let birds fly above the earth across the huge space of the sky." So God created the great sea creatures. God created every kind of living thing that fills the seas and moves about in them. God created every kind of bird that flies.

And God saw that it was good.

God blessed them. He said, "Have little ones so that there will be many of you. Fill the water in the seas. Let there be more and more birds on the earth."

There was evening, and there was morning. It was day five.

God said, "Let the land produce every kind of living creature. Let there be livestock, and creatures that move along the ground, and wild animals."

And that's exactly what happened.

God made every kind of wild animal. God made every kind of livestock. God made every kind of creature that moves along the ground.

And God saw that it was good.

Then God said, "Let us make human beings so that they are like us. Let them rule over the fish in the seas and the birds in the sky. Let them rule over the livestock and all the wild animals. And let them rule over all the creatures that move along the ground."

So God created human beings in his own likeness.

God created them to be like Godself.

God created them as male and female.

God blessed them and said to them, "Have children so that there will be many of you. Fill the earth and bring it under your control. Rule over the fish in the seas and the birds in the sky. Rule over every living creature that moves along the ground."

Then God said, "I am giving you every plant on the face of the whole earth that produces its own seeds. I am giving you every tree that has fruit with seeds in it. All of them will be given to you for food. I am giving every green plant as food for all the land animals and for all the birds in the sky. I am also giving the plants to all the creatures that move along the ground. I am giving them to every living thing that breathes."

And that's exactly what happened.

God saw everything he had made. And it was very good.

There was evening, and there was morning. It was day six.

So the heavens and the earth and everything in them were completed.

By the seventh day God had finished the work God had been doing. So on that day God rested from all God's work.

God blessed the seventh day and made it holy. God blessed it because on that day God rested from all the work God had done.

Come let us sing for joy to the God of the whole earth...

Ribbon Prayers

**What this is**

Interactive Prayer: Thanksgiving and Confession

**Where it is used**

Toward the beginning of the service or after the message.

**How long we need**

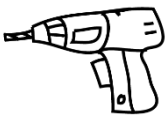
5 mins

**Bible Focus/Theme**

James 5:13-20

**Resource written and compiled by**

Michelle Cook

**Resources we need**

- Different coloured ribbons
- Tray or basket to put the ribbons in

Introduction

The book of James is full of advice for us to tame our tongues, to treat rich and poor alike, to show our love and wisdom not only through words but also in actions. We all will fail at some point in our journey with Jesus to fulfil these commands. James 5:13-20 is a specific encouragement to bring our payers to God – including prayers of praise and confession.

This resource invites tactile engagement with different coloured ribbons as we pray our payers of thanksgiving and confession.

Ribbon Prayers: Say and Do

Say something like...

In today's prayer of thanks and confession we are going to use different coloured ribbons to give thanks and to confess.

Take a ribbon. Whatever colour you like. Hold it and give thanks to God.
[pause to allow sufficient time to pray, maybe with background music]

Take another ribbon. Whatever colour you like. Hold it and pray for those around you.
[pause to allow sufficient time to pray, maybe with background music]

Take another ribbon. Whatever colour you like. Hold it and give to God those actions taken and not taken that have refused God's love.
[pause to allow sufficient time to pray, maybe with background music]

Tie your ribbons together. Place it in the tray/basket as it comes round.
[Collect all the ribbons and place them on the communion table]

Let us pray

We offer our whole selves to you, God of love. Our thankfulness, our fears and our confessions.

And we hear back from you that you rejoice in our thankfulness, you walk with us in our fears, and that you hear our confessions with love and forgiveness.

Thanks be to God. Amen. *[said together]*

Being Salty (in a good way)

**What this is**

Creative Bible Engagement: Interactive Bible Reading

**Where it is used**

Early Word, Sermon introduction

**How long we need**

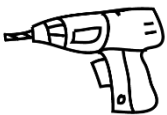
7-10 minutes

**Bible Focus/Theme**

Mark 9:50 (Matthew 5:13), Being salty

**Resource written and compiled by**

Chris Barnett

**Resources we need**

- Small packs of chips to share
- Bible verses for display

Introduction

This resource focuses on Mark 9:50 (and references Matthew 5:13), which encourages followers of Jesus to be “salty” in a good way. Salt can be considered to have many positive functions, including enhancing good flavours that are already present, stopping food from going bad and helping with healing. In this particular verse, salt’s role in ancient peace covenants may also be being referenced.

Bringing out the best in things, stopping things from going wrong, making things better and peace-making - who wouldn’t want to be a “salty” follower of Jesus, part of a “salty” Christian community?

Being Salty Mark 9:50 (and Matthew 5:13)

- Getting ready

Arrange for small packs of chips (ideally one pack per two people) to be spread throughout your worship space.

Have the words from Matthew 5:13 and Mark 9:50 ready to be displayed, with the “salty” words (salt, salty, saltiness) highlighted.

- Say & Do

Say something like “Who likes eating chips? If you do, you might really like our bible reading today! Each time we read the word “salt” or “salty” or “saltiness”, I encourage you to eat a chip. Somewhere near you, there should be a pack of chips you can now open, ready to share with one or two others. Let’s go...

Matthew 5:13

You are the *salt* of the earth. But if the *salt* loses its *saltiness*, how can it be made *salty* again? It is no longer good for anything, except to be thrown out and trampled underfoot.

Great work! Who would like to read another verse about salt – in fact, one from a passage we’re going to read in full later? [allow time for, hopefully, an enthusiastic response] Excellent, here we go, this time from Mark 9:50...

Mark 9:50

Salt is good, but if it loses its *saltiness*, how can you make it *salty* again? Have *salt* among yourselves, and be at peace with each other.”

Fantastic! Anybody keen for us to read Mark 9:50 one more time? [If enough enthusiasm go for it, if not then enough is enough]”

Invite a quick brainstorm around why salt is useful and what it might mean for Jesus to encourage his followers to be like salt (see the Introduction for some ideas you might want to contribute if they don’t naturally come up).

- Sing

A great song to learn and sing for this theme is S.A.L.T. by Beth Waldron Anstice from the *Welcoming Voices* CD...

Download the MP3 file of the S.A.L.T. song from your confirmation email.

Download the S.A.L.T. lyrics and sheet music from your confirmation email.

Raised Salt Painting

**What this is**

Creative Bible Engagement: Response

**Where it is used**

After bible reading or sermon

**How long we need**

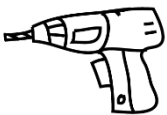
7-10 minutes

**Bible Focus/Theme**

Mark 9:38-50

**Resource written and compiled by**

Michelle Cook, based on <https://artfulparent.com/raised-salt-painting/>

**Resources we need**

- Small packs of chips to share
- Cardstock* or sturdy paper
- Squeeze bottle of glue
- Table salt
- Shallow dish or tray to work on
- Liquid watercolours**
- Paint brushes or droppers

Introduction

Mark 9:38-50 reminds us to keep God's way of living in our hearts. We are to point people to God, not push people away from God. We are to know who God is and share God's love with those around us, not keep God's love to ourselves and stop others from getting close.

This resource provides space for people to reflect on, and respond to, Mark 9:38-50 as they take up the invitation to engage in Raised Salt Painting, participate in a discussion and/or listen to a reflection based on the passage.

Raised Salt Painting Mark 9:38-50

- *Options*

Option 1

Set up activity stations, appropriate for the number of people, and encourage everyone to gather around a station to work on the activity, reflecting on the passage in conversation with one another as they do so. Gather those who don't wish to do the activity together and lead them in reflecting on the passage together.

Option 2

Set up activity stations, appropriate for the number of people, and encourage everyone to gather around a station to work quietly on the activity whilst someone does a reflection on the passage for the whole group (those at activity stations and those who have remained in their seats).

- *Reflection Questions*

Possible questions for reflection include:

What are things or ideas that are stumbling blocks to you in your walk with God?

What might be the positive attributes of salt that are being alluded to here?

How would you like to be more "salty"? How could your congregation be more "salty"?

What do you think "Have salt among yourselves" might mean for your congregation?

- *Raised Salt Painting*

Encourage people to make a pattern that will remind them of *being* salt – being the people of God in the world and *having* salt amongst one another – being in agreement with one another and, as a consequence, at peace with one another.

The following instructions are taken from [https://artfulparent.com/raised-salt-painting/ ...](https://artfulparent.com/raised-salt-painting/)

- 1. Squeeze glue designs onto your card stock**

Use your glue to draw a design or picture onto your cardstock.

- 2. Sprinkle with salt**

Carefully sprinkle salt onto cardstock until the glue is thoroughly covered. Tip to let excess salt fall away. A baking dish or tray helps to contain the salt.

- 3. Add colour!**

Dip your paint brush into liquid watercolour paint then gently touch to the salt-covered glue lines. Watch the paint magically travel in both directions!

- 4. Let dry thoroughly**

The drying process may take a day or two.

Animal Prayers



What this is
Interactive Prayer



Where it is used
Prayers of the People, towards the end of a service




How long we need
5-10 mins



Bible Focus/Theme
Season of Creation: Animals



Resource written and compiled by
Michelle Cook and Children's ministry class Nungalingya College



Resources we need

- Paper plates – different colours make it easier to do different animals without painting!
- Scissors
- Stickers or other decorations
- Crepe paper streamers
- Cupcake papers
- Cottonwool balls
- Googly eyes
- Glue
- Red paper

Introduction

This resource is an invitation to use the animals of the world as a prompt for prayer. Use your imagination, and this could include...

Endangered animals
The wider environment
Those caring for animals

People supported by companion animals
Working animals and the livelihoods they support
Injured animals (through natural or human causes)

Preparation

Choose up to five (depending on your group size) different animals to prepare craft resources for. This website has links to a whole lot of different animals to choose from –

<https://www.easypeasyandfun.com/paper-plate-animal-crafts/>.

I usually choose the least messy, perhaps Fish, Crocodile, Duck, Sheep, and Ladybug in this instance.

Prepare a sample of each option to show.

Say & Do

Explain that this time of praying for ourselves, the church and the world will include a focus on animals. Gather some initial suggestions from the whole group as to what they would like to pray in relation to animals.

Show the “Here’s one I made earlier” samples and invite people to choose one of the options to make with someone else or by themselves.

Encourage people as they make their animals to share what they would like to pray for animals, themselves and the wider world – today and over the coming week.

Conclude by giving opportunity to share a few of the prayer requests with the whole group, actually praying and finishing with an animal-themed worship song (perhaps from a previous Season of Creation week or a new one for today).